

JEFF KOONS



Thursday 10th
June

Art



Starter: Today we will be learning about Jeff Koons and how size matters in Art. Can you draw the balloons and order them smallest to largest.

Look at the balloons. Do you notice some are smaller and larger than others?
Draw and mirror the balloons below ordering them from smallest to largest.



Jeff Koons is widely regarded as one of the world's most important living artists.

Jeff Koons is an American artist, famous for his reproduction of everyday objects. For example, like balloon animals.



He produces sculptures in stainless steel with shiny mirror-finished surfaces.



He created a range of sculptures that mirrored real life objects - art viewers loved this!

Koon believed **size**

matters!





Koon's art series also consisted of large scale sculptures and paintings of balloon dogs, valentine's hearts, diamonds and even Easter eggs!..... All everyday objects!



'Balloon dog' on the left hand side was sold at auction for \$58.4 million dollars (and that was just one piece of Koon's art!)

The famous
Koon's Easter
egg!





Hanging Heart, 2006

The Koon's famous 5ft diamond sculpture.

What would you do if you had the money to buy this diamond? Where would you put your new bling?



A man called Richard Perry bought the sculpture for £2.3 million dollars back in 2005. He decided to keep it on his rooftop!





What do you like about Koon's art?



What do you notice about Koon's art?



What do you dislike about Koon's art?




- Remember back in the previous slides we mentioned how Koons believed that **SIZE MATTERS**? In most of his work, the sculptures are much larger than any human!
- Look at this comparison of Balloon Dog stood next to a house. What do you think about the comparison? What do you notice about its size?



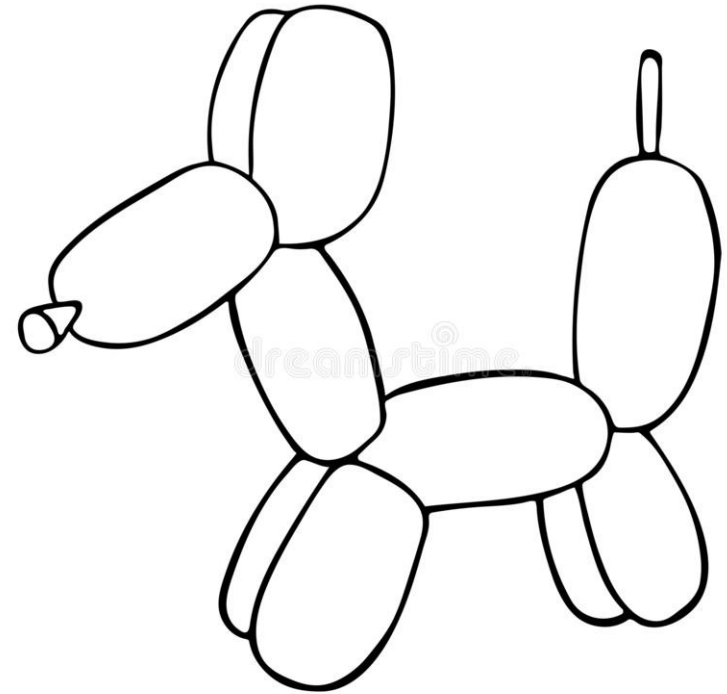
Main Task: Balloon Dog Art

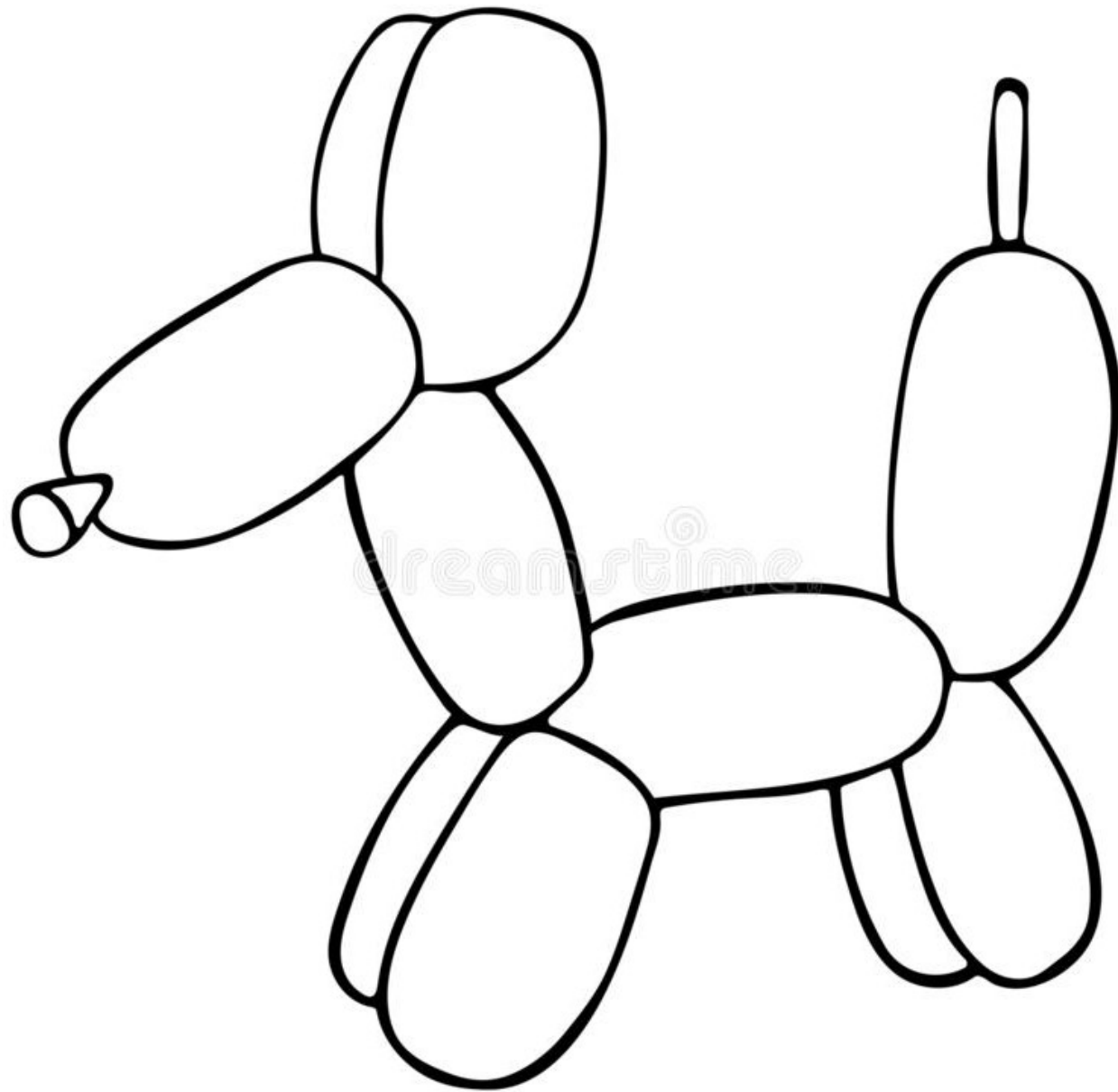
- Today, we will be creating our own 'Balloon Dog' art to demonstrate Koon's belief that **size matters!** This means we need to create a drawing which demonstrates a comparison in size!
- To begin, you need to draw your background. This could be anything from a house, to a castle, Buckingham Palace, a school or human!
Think large! Remember, you are not drawing Balloon Dog, you are drawing the background/every day object first to compare.
- **Once you have done this, go to the next slide to use the template!**



Continue with task...

- Once you've drawn your background, you will to create your Balloon Dog template and a pair of scissors. Draw your balloon dog template on a piece of paper. You could trace the large example on the next page.
- Cut out the template and lightly stick this on top of your drawing, ensuring you can see a clear comparison in size between the dog and your drawn object. This will show your understanding of *SIZE* and comparison!
- Remember to give Balloon Dog a stainless steel shiny mirror effect just like Koons... if you can!





Discuss...



- What have you discovered today?
- How do you feel about the end result?
- What kind of problems did you encounter and how did you get around them?